

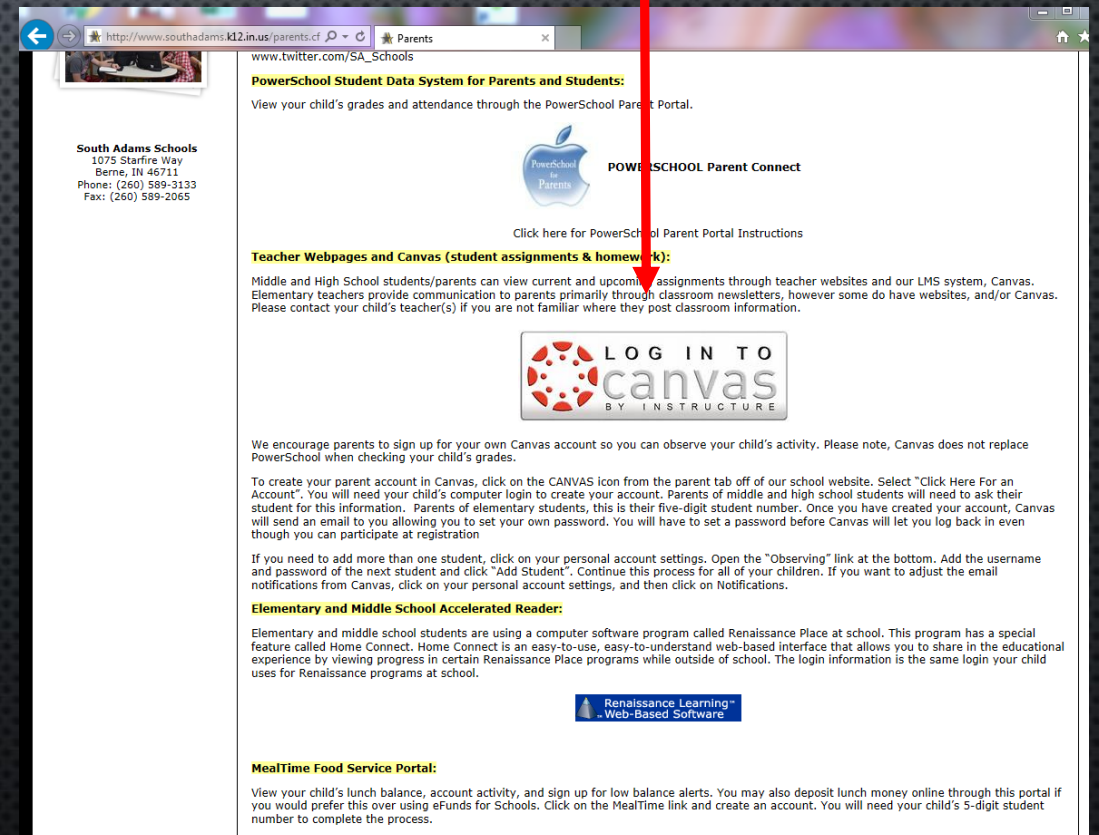
# CANVAS PARENT USER GUIDE

SOUTH ADAMS SCHOOLS




Click on the Parent tab off of the SA website:  
[www.southadams.k12.in.us](http://www.southadams.k12.in.us)

Next, click on the Canvas icon.



CLICK HERE TO  
CREATE AN  
ACCOUNT.



Parent of a Canvas User?  
[Click Here For an Account](#)

Username

Password

☐ Stay signed in

[Forgot Password?](#)

[Log In](#)

[User Research](#) [Help](#) [Privacy policy](#) [Terms of service](#) [Facebook](#)  
[Twitter](#)

BY INSTRUCTURE



## ENTER THE FOLLOWING INFORMATION IN THE PARENT SIGN UP FORM.

PARENT NAME

PARENT EMAIL — YOU WILL USE THIS TO VERIFY  
YOUR ACCOUNT.

CHILD'S USERNAME = CHILD'S 5-DIGIT STUDENT  
NUMBER

PASSWORD = ELEMENTARY STUDENTS USE THEIR 5-  
DIGIT STUDENT NUMBER. MIDDLE AND HIGH  
SCHOOL STUDENTS USE THEIR COMPUTER LOGIN  
PASSWORD. YOU WILL NEED TO ASK YOUR CHILD  
FOR THIS PASSWORD.

CLICK ON "START PARTICIPATING"

Parent Signup

×

Your Name

Your Email

Child's Username

Child's Password

☐

You agree to the [terms of use](#) and acknowledge the [privacy policy](#).

Start Participating

LOOK FOR AN EMAIL SENT TO THE PARENT EMAIL ADDRESS CONTAINING A LINK TO FINISH THE REGISTRATION PROCESS.

YOU WILL NEED TO ENTER A NEW PASSWORD. THE EMAIL AND PASSWORD YOU ENTER HERE WILL BE WHAT YOU WILL USE TO LOG IN FROM THIS POINT ON. YOU WILL NOT NEED YOUR CHILD'S PASSWORD AGAIN.

## Welcome to Canvas!



Your account is almost set up. To finish, please check your email at (Home email address) to set your password.

You can start participating now, but you must set a password before you can log back in.

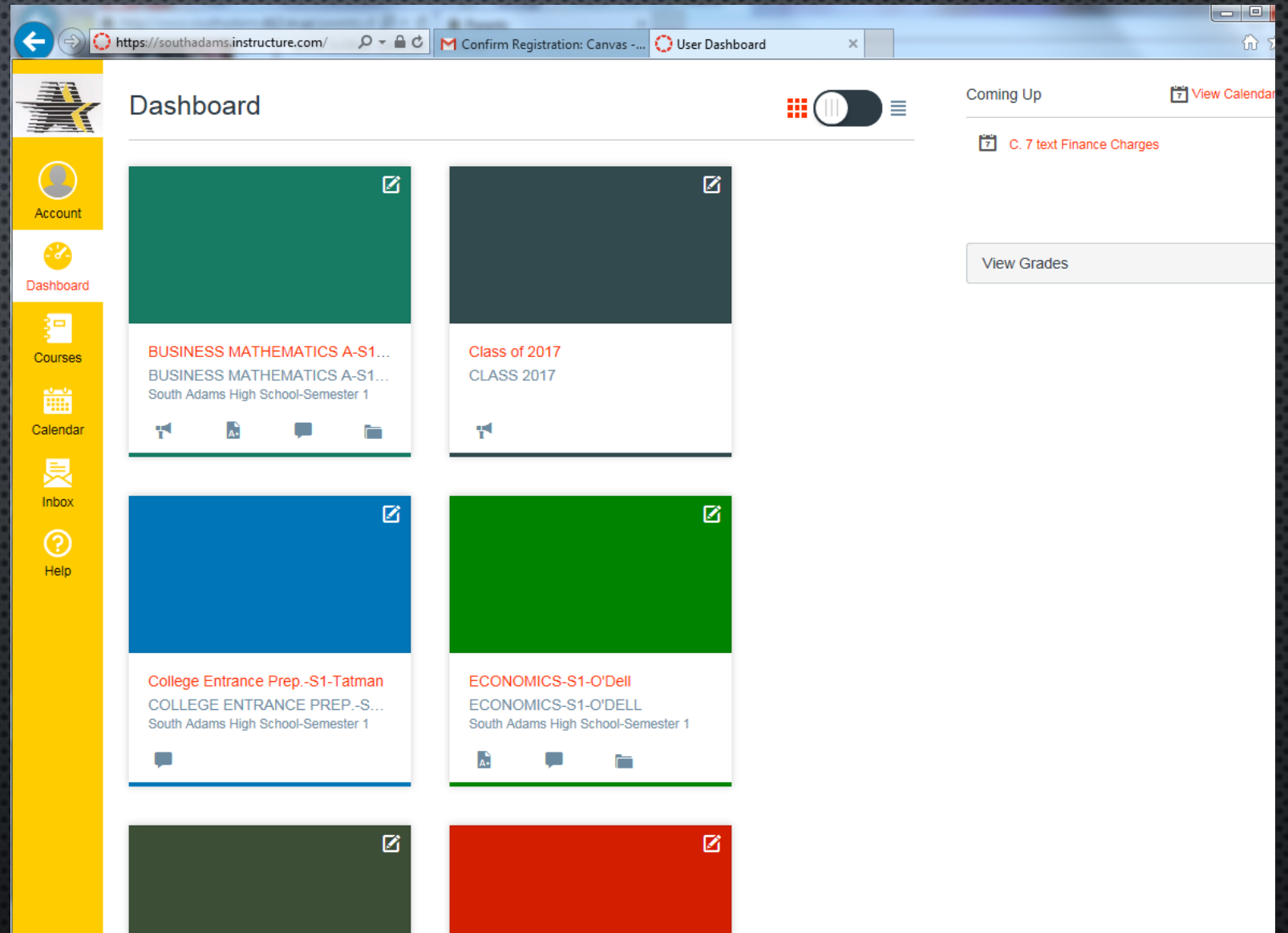
Get Started





The “Dashboard” will be the first screen you see when you log in.

Click on individual courses to view classroom activity.


Grades posted in Canvas are not the student’s final grade in the course. Please log in to PowerSchool Parent portal to view grades.





Click on Account, then Notifications to set if and when you would like to be notified with information.





# Notification Preferences


**Account**

**Dashboard**

**Courses**

**Calendar**

**Inbox**

**Help**

**Notifications**

Files

Settings

ePortfolios

Browse NBC Learn

Observing

## Notification Preferences

☒ Notify me right away

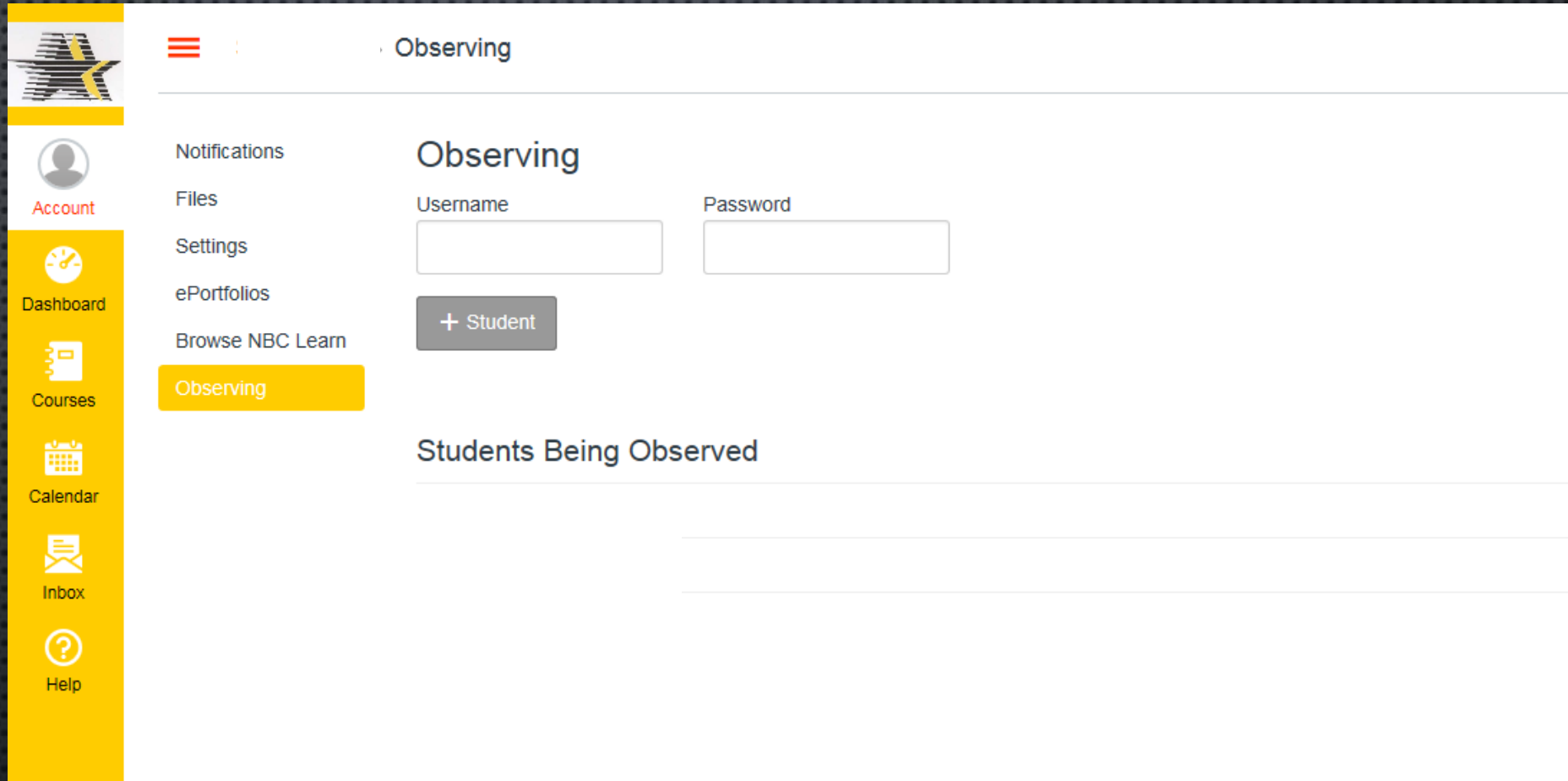
 Send daily summary

 Send weekly summary


☒ Do not send me anything

Click on Account, then Settings, then Observing to add more children to your account.


You will need your child's 5 digit student number and computer password to add them.




The screenshot displays the 'Observing' interface. On the left is a yellow sidebar with icons and labels for 'Account', 'Dashboard', 'Courses', 'Calendar', 'Inbox', and 'Help'. The 'Account' option is highlighted. The main content area has a top bar with a hamburger menu icon and the title 'Observing'. Below this is a list of navigation options: 'Notifications', 'Files', 'Settings', 'ePortfolios', 'Browse NBC Learn', and 'Observing' (which is highlighted in yellow). The 'Observing' section contains a form with 'Username' and 'Password' input fields, and a '+ Student' button. Below the form is a section titled 'Students Being Observed' with three empty rows for data entry.




# Observing




Account




Dashboard




Courses



Calendar



Inbox



Help

Notifications

Files

Settings

ePortfolios

Browse NBC Learn

Observing

Username

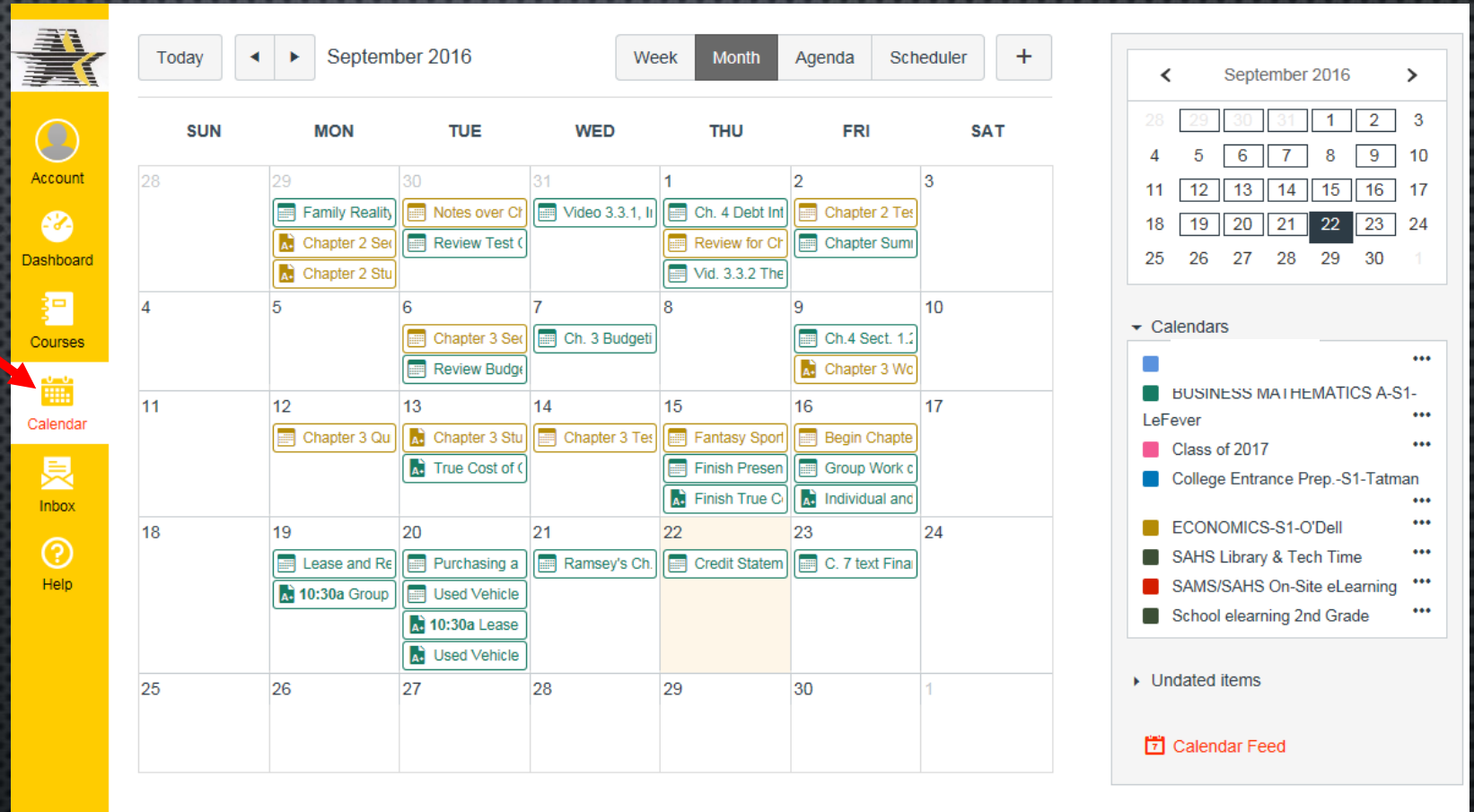
Password

+ Student

## Students Being Observed




Click on the calendar to view class assignments.



The screenshot shows a web-based calendar application. On the left is a yellow sidebar with icons for Account, Dashboard, Courses, Calendar (highlighted with a red arrow), Inbox, and Help. The main area displays a monthly calendar for September 2016, with tabs for Today, Week, Month (selected), Agenda, and Scheduler. The calendar grid shows various class assignments as colored blocks. On the right, there is a sidebar with a smaller calendar view and a list of calendars including BUSINESS MATHEMATICS A-S1-LeFever, Class of 2017, College Entrance Prep.-S1-Tatman, ECONOMICS-S1-O'Dell, SAHS Library & Tech Time, SAMS/SAHS On-Site eLearning, and School eLearning 2nd Grade. Below this is a section for 'Undated items' and a 'Calendar Feed' link.

Today ◀ ▶ September 2016 Week **Month** Agenda Scheduler +

SUN	MON	TUE	WED	THU	FRI	SAT
28	29 Family Reality Chapter 2 Sex Chapter 2 Stu	30 Notes over Cr Review Test C	31 Video 3.3.1, I	1 Ch. 4 Debt Int Review for Cr Vid. 3.3.2 The	2 Chapter 2 Tes Chapter Sumi	3
4	5	6 Chapter 3 Sex Review Budg	7 Ch. 3 Budgeti	8	9 Ch.4 Sect. 1.2 Chapter 3 Wc	10
11	12 Chapter 3 Qu	13 Chapter 3 Stu True Cost of C	14 Chapter 3 Tes	15 Fantasy Sport Finish Presen Finish True C	16 Begin Chapte Group Work c Individual and	17
18	19 Lease and Re 10:30a Group	20 Purchasing a Used Vehicle 10:30a Lease Used Vehicle	21 Ramsey's Ch.	22 Credit Statem	23 C. 7 text Fina	24
25	26	27	28	29	30	1

September 2016

Calendars

- BUSINESS MATHEMATICS A-S1-LeFever
- Class of 2017
- College Entrance Prep.-S1-Tatman
- ECONOMICS-S1-O'Dell
- SAHS Library & Tech Time
- SAMS/SAHS On-Site eLearning
- School eLearning 2nd Grade

Undated items

Calendar Feed

Please contact your child's  
teacher if you have questions.

Thank you for your participation  
in the Canvas Parent Portal!